



IGS-804SM-SE

8x 10/100/1000Base-T+ 4x 100/1000Base-X SFP with SyncE

IGS-1608SM-SE

16x 10/100/1000Base-T+ 8x 100/1000Base-X SFP with SyncE



These models are managed industrial grade Gigabit switches with 8/16 10/100/1000Base-T ports and 4/8 Gigabit/Fast SFP ports that provide stable and reliable Ethernet transmission. They also support timing synchronization features (SyncE & IEEE 1588 PTP v2) that allow operators to deliver services with optimal stability and continuity in end to end connectivity. SyncE and IEEE1588 PTP V2 are also increasingly applied in mobile backhaul application where many devices are placed in outdoor cabinets. The switches support a variety of Ethernet functions, including STP/RSTP/MSTP/ITU-T G.8032 ERPS and multiple u-Ring for redundant cabling, layer 2 Ethernet IGMP, VLAN, QoS, Security, IPv6, bandwidth control, port mirroring, cable diagnostic and Green Ethernet. Housed in rugged DIN rail or wall mountable enclosures, these switches are designed for harsh environments, such as industrial networking, security automation applications, intelligent transportation systems (ITS) and are also suitable for many military and utility market applications where environmental conditions exceed commercial product specifications (See Figure 1). Standard operating temperature range models (-10 to 60°C) and wide operating temperature range models (-40 to 75°C) fulfill the special needs of industrial automation applications.

Features

- 8x 10/100/1000Base-T RJ-45 and 4x 100/1000Base-X SFP Fiber with SyncE (IGS-804SM-SE)
- 16x 10/100/1000Base-T RJ-45 and 8x 100/1000Base-X SFP Fiber with SyncE (IGS-1608SM-SE)
- Redundant dual DC input power 12/24/48VDC (9.6~60VDC) (IGS-804SM-SE)
- Redundant dual DC input power 24/48VDC (20~60VDC) (IGS-1608SM-SE)
- Supports negative voltage power input with isolated RS-232 console port (for example in telecom system)**
- UL60950-1, CE, FCC, Rail Traffic EN50121-4, certified
- Heavy industrial grade EMS, EMI, EN61000-6-2, EN61000-6-4 certified
- 2.25K VDC Hi-pot isolation protection for Ethernet ports and power**
- Cable diagnostic, Measuring cable normal or broken point distance
- Rugged Metal, IP30 Protection & Fanless design
- Supports Green Ethernet IEEE802.3az EEE (Energy Efficient Ethernet) management to optimize the power Consumption
- STP, RSTP, MSTP, ITU-T G.8032 Ethernet Ring Protection Switching (ERPS) for redundant cabling
- Provides 5 instances that each can support u-Ring, u-Chain or Sub-Ring type for flexible uses.Supports up to 5 rings in one device (Please see CTC u-Ring white paper for more details and more topology application)
- u-Ring for Redundant Cabling, recovery time<10ms in 250 devices
- DHCP Server/Client/Relay/Snooping/Snooping option 82/Relay option 82
- QoS, Traffic classification QoS, CoS, bandwidth control for Ingress and Egress, Storm Control, DiffServ
- IEEE802.1q VLAN, MAC based VLAN, IP subnet based VLAN, Protocol based VLAN, VLAN translation, GVRP, MVR
- Dynamic IEEE 802.3ad LACP Link Aggregation, Static Link Aggregation
- IGMP snooping V1/V2/V3, IGMP Filtering/ Throttling, IGMP query, IGMP proxy reporting, MLD snooping V1/V2
- Security : Port based and MAC based IEEE802.1X, RADIUS, ACL, TACACS+, HTTP/HTTPS, SSL/SSH v2
- Software upgrade via TFTP and HTTP, redundant firmware to avoid in case of upgrade failure
- Supports Sync Ethernet allow operators to deliver service with optimal stability and continuity in end-to-end connectivity
- Supports IEEE1588 PTP V2 for precise time synchronization to operate in Ordinary-Boundary, Peer to Peer Transparent Clock, End to End Transparent Clock, Master, Slave mode by each port
- RMON, MIB II, Port mirroring, Event syslog, DNS, NTP, SNMP, IEEE802.1ab LLDP
- Supports IPv6 Telnet server /ICMP v6
- CLI, Web based management, SNMP v1/v2c/v3, Telnet server for management
- Provides SmartConfig for quick and easy mass configuration tool (Please see Catalog chapter 1- Software Management for more details)
- Supports SmartView for Centralized management (Please see Catalog chapter 1- Software Management for more details)
- Supporting Central EMS for management of up to 50 SmartView Server, and maximum up to 25,000 device (Please see Catalog chapter 1- Software Management for more details)

Specifications

Standard	IEEE 802.3	10Base-T 10Mbit/s Ethernet
	IEEE 802.3u	100Base-TX, 100Base-FX, Fast Ethernet
	IEEE 802.3ab	1000Base-T Gbit/s Ethernet over twisted pair
	IEEE 802.3z	1000Base-X Gbit/s Ethernet over Fiber-Optic
	IEEE 802.1d	STP (Spanning Tree Protocol)
	IEEE 802.1w	RSTP (Rapid Spanning Tree Protocol)
	IEEE 802.1s	MSTP (Multiple Spanning Tree Protocol)
	ITU-T G.8032 / Y.1344	ERPS (Ethernet Ring Protection Switching)
	IEEE 802.1Q	Virtual LANs (VLAN)
	IEEE 802.1X	Port based and MAC based Network Access Control, Authentication
	IEEE802.3ac	Max frame size extended to 1522Bytes.
	IEEE 802.3ad	Link aggregation for parallel links with LACP(Link Aggregation Control Protocol)

Standard	IEEE 802.3x	Flow control for Full Duplex
	IEEE 802.1ad	Stacked VLANs, Q-in-Q
	IEEE 802.1p	LAN Layer 2 QoS/CoS Protocol for Traffic Prioritization
	IEEE 802.1ab	Link Layer Discovery Protocol (LLDP)
	IEEE 802.3az	EEE (Energy Efficient Ethernet)
VLAN ID	4094	IEEE802.1Q VLAN VID
Switch Architecture	Back-plane (Switching Fabric): 24Gbps (IGS-804SM-SE) 48Gbps (IGS-1608SM-SE) Full wire-speed	
Data Processing	Store and Forward	
Flow Control	IEEE 802.3x for full duplex mode Back pressure for half duplex mode	

Network Connector	8x 10/100/1000Base-T RJ-45 + 4x 100/1000Base-X SFP connector (IGS-804SM-SE) 16x 10/100/1000Base-T RJ-45+ 8x 100/1000Base-X SFP connector (IGS-1604SM-SE) RJ-45 UTP port support Auto negotiation speed, Auto MDI/MDI-X function, SFP port support dual speed with DDMI
Console	RS-232 (RJ-45) Isolated RS-232 port grounding for negative power system, or telecom network application
Network Cable	UTP/STP above Cat. 5e cable EIA/TIA-568 100-ohm (100m)
Protocols	CSMA/CD
Reverse Polarity Protection	Supported
Overload Current Protection	Supported
CPU Watch Dog	Supported
Power Supply	Redundant Dual DC 12/24/48V (9.6~60VDC) Input power (IGS-804SM-SE) Redundant Dual DC 24/48V (18~60VDC) Input power (IGS-1608SM-E) Removable Terminal Block for input power connector Support negative voltage input power for telecom
Power Consumption	<12W (IGS-804SM-SE) <18W (IGS-1608SM-SE)
LED	Per unit: Power 1 (Green), Power 2 (Green), Fault (Amber), CPU Act (Green), Ring Master (Yellow) Per RJ-45 port: 10/100 Link/Active (Green) 1000 Link/Active (Amber) SFP Fiber Per port: Link/Active (Green)
Jumbo Frame	9.6KB
IEEE802.3ac	Max frame size extended to 1522Bytes (allow Q-tag in packet)
MAC Address Table	8K
Memory Buffer	512K Bytes for packet buffer
Warning Message	System Syslog, SMTP/ e-mail event message, alarm relay
Alarm Relay Contact	Relay outputs with current carrying capacity of 1 A @24VDC
Removable Terminal Block	Provide 2 redundant power, alarm relay contact, 6 Pin

Software Specifications

Topology	
VLAN	IEEE 802.1q VLAN, up to 4094 802.1Q VLAN VID IEEE 802.1q VLAN, up to 4094 Groups IEEE 802.1ad Q-in-Q MAC-based VLAN, up to 256 entries IP Subnet-based VLAN, up to 128 entries Protocol-based VLAN(Ethernet, SNAP, LLC), up to 128 entries VLAN Translation, up to 256 entries GVRP (GARP VLAN Registration Protocol) MVR (Multicast VLAN Registration)
Link Aggregation (Port Trunk)	Static (Hash with SA, DA, IP, TCP/UDP port), up to 5 trunk group Dynamic (IEEE 802.3ad LACP), up to 5 trunk group
Spanning Tree	IEEE802.1d STP IEEE802.1w RSTP IEEE802.1s MSTP
Multiple u-Ring	up to 5 instances that each supports u-Ring, u-Chain or Sub-Ring type for flexible uses, and maximum up to 5 Rings. Recovery time <10ms The maximum number of devices allowed in a Ring supported ring is 250. (Please see CTC Union u-Ring white paper for more details and more topology applications)
Loop Protection	Supported
ITU-T G.8032 / Y.1344 ERPS (Ethernet Ring Protection)	Recovery time <50ms
QoS Features	
Class of Service	IEEE802.1p 8 active priorities queues for per port
Traffic Classification QoS	IEEE802.1p based CoS IP Precedence based CoS IP DSCP based CoS QCL(QoS Control List): Frame Type, Source/Destination MAC, VLAN ID, PCP, DEI QCE(QoS Control Entry): Protocol, Source IP, IP Fragment, DSCP, TCP/UDP port number

Operating Temperature	-10 ~ 60°C (IGS-804SM-SE, IGS-1608SM-SE) -40 ~ 75°C (IGS-804SM-SE-E, IGS-1608SM-SE-E)
Operating Humidity	5% to 95% (Non-condensing)
Storage Temperature	-40 ~ 85°C
Housing	Rugged Metal, IP30 Protection, Fanless
Dimensions	106 x 72 x 152 mm (D x W x H) (IGS-804SM-SE) 116 x 91 x 157 mm (Dx Wx H) (IGS-1608SM-SE)
Weight	0.74kg (IGS-804SM-SE) 1.35kg (IGS-1608SM-SE)
Installation Mounting	DIN Rail mounting, or wall mounting (optional)
MTBF	593,726 Hours (IGS-803SM-SE) 431,610 Hours (IGS-1608SM-SE) (MIL-HDBK-217)
Warranty	5 years
Certification	
EMC	CE
EMI (Electromagnetic Interference)	FCC Part 15 Subpart B Class A, CE
Railway Traffic	EN50121-4
Immunity for Heavy Industrial Environment	EN61000-6-2
Emission for Heavy Industrial Environment	EN61000-6-4
EMS (Electromagnetic Susceptibility) Protection Level	EN61000-4-2 (ESD) Level 3, Criteria B EN61000-4-3 (RS) Level 3, Criteria A EN61000-4-4 (Burst) Level 3, Criteria A EN61000-4-5 (Surge) Level 3, Criteria B EN61000-4-6 (CS) Level 3, Criteria A EN61000-4-8 (PFMF, Magnetic Field) Field Strength: 300A/m, Criteria A
Safety	UL60950-1
Hi pot protection	DC 2.25KV for power to chassis ground, Ethernet ports to chassis ground
Shock	IEC 60068-2-27
Freefall	IEC 60068-2-32
Vibration	IEC 60068-2-6

Bandwidth Control for Ingress	Rate in steps :1 kbps / Mbps / fps / kfps Range : 100 kbps to 1Gbps / 1fps to 3300kfps Rate Unit : bit or frame
Bandwidth Control for Egress	Rate in steps : 1 kbps / Mbps Range : 100 kbps to 1Gbps Rate Unit : bit Per queue / Per port shaper

DiffServ (RF 2474) Remarking

Storm Control for Unicast, Broadcast, Multicast

IP Multicasting Features

IGMP / MLD Snooping	IGMP Snooping v1, v2, v3 / MLD Snooping v1, v2 Port Filtering Profile Throttling, Fast Leave Maximum Multicast Group : up to 1022 entries Query / Static Router Port
----------------------------	--

Security Features

IEEE 802.1X	Port-Based MAC-Based
ACL	Number of rules : up to 256 entries for L2 / L3 / L4 L2 : Mac address SA/DA/VLAN L3: IP address SA/DA, Subnet L4: TCP/UDP

RADIUS authentication & accounting

TACACS+ authentication & accounting, TACACS+ 3.0

HTTPS, HTTP	Supported
SSL / SSH v2	Supported
User Name Password Authentication	Local Authentication Remote Authentication (via RADIUS / TACACS+)
Management Interface Access	Web, Telnet / SSH , CLI RS-232 console
Filtering	
Management Features	
CLI	Cisco® like CLI
Web Based Management	
Telnet	Server

SNMP	V1, V2c, V3
SW & Configuration Upgrade	TFTP, HTTP
RMON	Redundant firmware in case of upgrade failure
MIB	RMON I (1, 2, 3, 9 group), RMON II
UPnP	RFC1213 MIB II, Private MIB
DHCP	Supported
	Server, Client, Relay, Snooping
	Snooping option 82
	Relay option 82
IP Source Guard	Supported
Port Mirroring	Supported
Event Syslog	Syslog server (RFC3164) (Support 1 server)
Warning Message	System syslog, e-mail, alarm relay
DNS	Client, Proxy
SyncE	ITU-T G.8262 Sync Ethernet
IEEE1588 PTP V2	Support 5 operating mode in each port : Ordinary-Boundary, Peer to Peer Transparent Clock, End to End Transparent Clock, Master, Slave
NTP, SNTP	Client
LLDP (IEEE 802.1ab)	Link Layer Discovery Protocol LLDP-MED

IPv6 Features	
IPv6 Management	Telnet Server/ICMP v6
SNMP over IPv6	Supported
HTTP over IPv6	Supported
SSH over IPv6	Supported
IPv6 Telnet	Supported
IPv6 NTP, SNTP	Client
IPv6 TFTP	Supported
IPv6 QoS	Supported
IPv6 ACL	Number of rules: up to 256 entries for L2 / L3 / L4 L2 : Mac address SA/DA/VLAN L3 : IP address SA/DA, Subnet L4 : TCP/UDP
Others Features	
Green Ethernet	Supports IEEE802.3az EEE (Energy Efficient Ethernet) Management to optimize the power consumption Determine the cable length and lowering the power for ports with short cables Lower the power for a port when there is no link LED Power Management :Adjustment LEDs intensity
Cable Diagnostic	Measuring UTP cable normal or broken point distance

Application

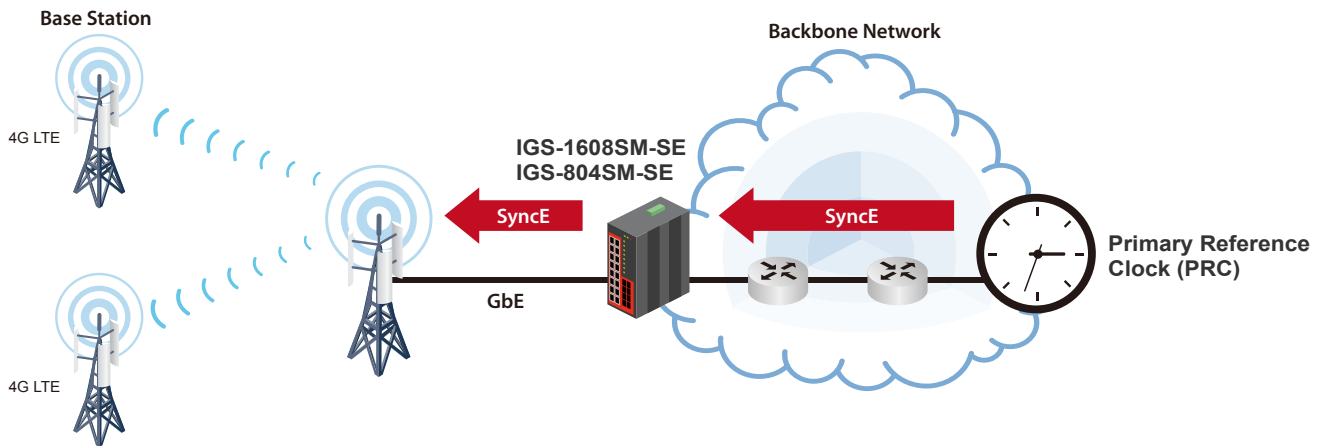
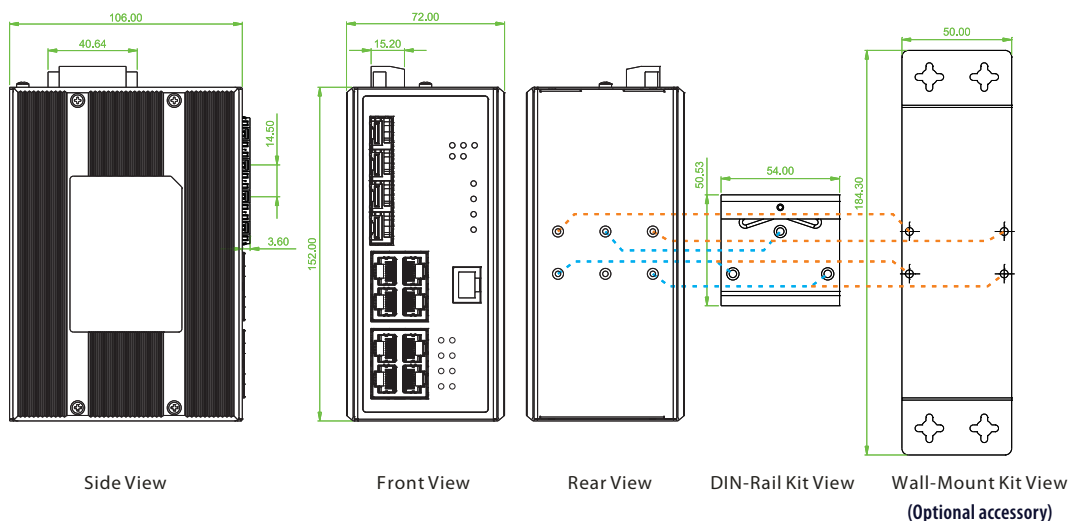


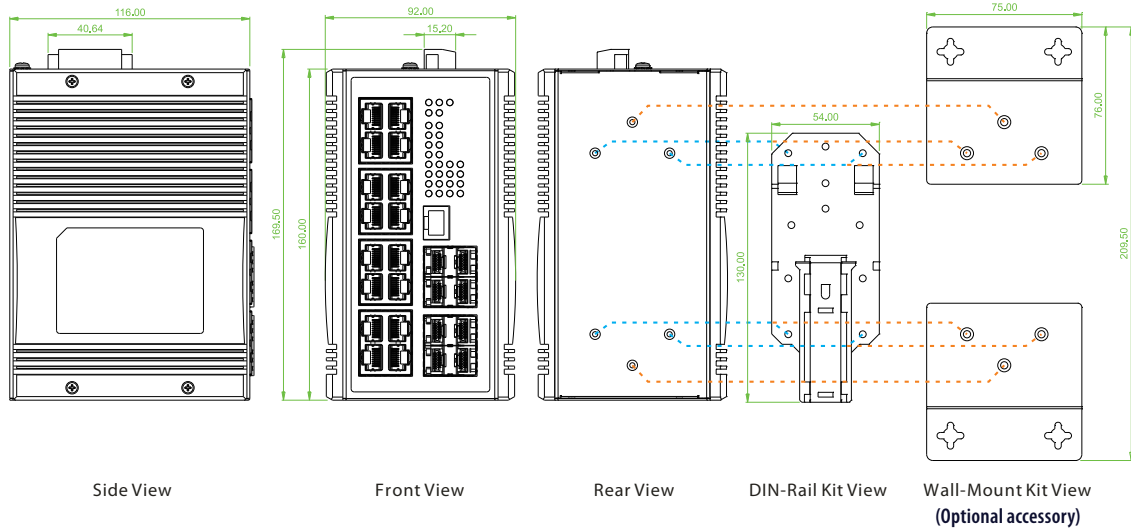
Figure 1 : Application for mobile backhaul

Dimensions

► IGS-804SM-SE



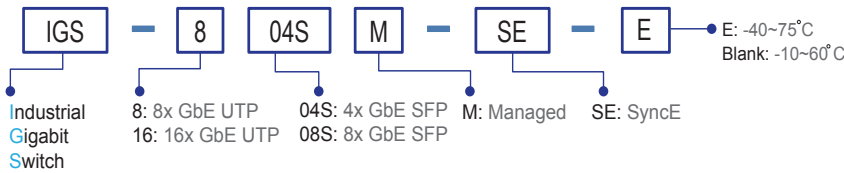
IGS-1608SM-SE



Ordering Information

Model Name	Managed	Total Port	RJ45 UTP Port	Fiber Port	Power Input	Certification				Operating Temperature
			10/100/1000 Base-T	100/1000 Base-X	Redundant	Railway EN50121-4	Safety UL60950-1	EN61000-6-2 EN61000-6-4	CE FCC	
IGS-804SM-SE	V	12	8	4 SFP	12/24/48, -48VDC	V	V	V	V	-10~60°C
IGS-804SM-SE-E	V	12	8	4 SFP	12/24/48, -48VDC	V	V	V	V	-40~75°C
IGS-1608SM-SE	V	24	16	8 SFP	24/48, -48VDC	V	V	V	V	-10~60°C
IGS-1608SM-SE-E	V	24	16	8 SFP	24/48, -48VDC	V	V	V	V	-40~75°C

Model Naming Rule



Optional Accessories

Wall mount kit accessories

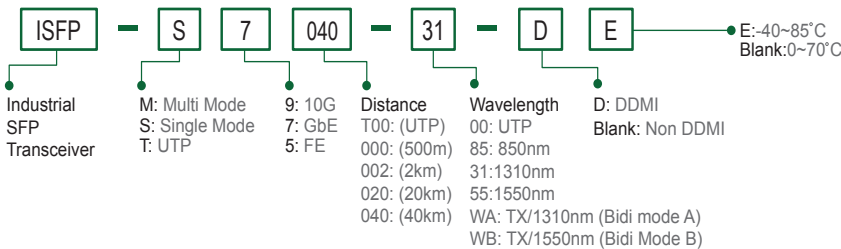
- IND-WMK02 Wall Mount kit for Industrial product (Wide) (184 x 50mm) (For IGS-804SM-SE)
- IND-WMK04 Wall Mount kit for Industrial product (Wide) (2 pcs 184 x 50mm) (For IGS-1608SM-SE)

Industrial SFP Transceiver

The ISFP series of industrial grade SFP modules have been fully tested with the series product for guaranteed compatibility and performance. The best performance can be guaranteed even in mission-critical applications. (Please see CTC Union's Industrial SFP datasheet for more details and more items.)

- ISFP-M7000-85-D(E) Industrial SFP GbE 1000Base-SX, M/M, 500 meter, wave length 850nm, 7.5dB, LC, DDMI, -10~70°C (-40~85°C)
- ISFP-S7020-31-D(E) Industrial SFP 1000Base-LX, S/M, 20km, wave length 1310nm, 15dB, LC, DDMI, -10~70°C (-40~85°C)
- ISFP-T7T00-00-(E) Industrial SFP 1000Base-T UTP 100meter, -10~70°C (-40~85°C)
- ISFP-M5002-31-D(E) Industrial SFP 155M 100Base-FX, MM, 2km, wave length 1310nm, 12dB, LC, DDMI, -10~70°C (-40~85°C)
- ISFP-S5030-31-D(E) Industrial SFP 155M 100Base-FX, SM, 30km, 1310nm, 19dB, LC, DDMI, -10~70°C (-40~85°C)

SFP Naming Rule



Package List

- One device of the series
- Console cable (RJ-45 to DB9)
- CD (SmartConfig, MIB file, Manual)
- Quickly installation guide
- Din Rail with screws
- Terminal block
- Protective caps for SFP ports

3 GbE Switch with SyncE & IEEE 1588v2